THE SOUTHWESTERN SOCIETY OF NUCLEAR MEDICINE (APRIL 19, 1956)

Historical Notes

Vernon Joe Ficken, Ph.D.

SWC SNMMI Meeting

New Orleans, LA, March 7-9



In Appreciation

Appreciation is extended to
Charles Metzger, Executive Director SWC
Arthur Hall, NMTCB
Bill F. Byrd, M.D.
Michael Brophey, M.D.
Warren Moore, M.D.
for their assistance, stories, perspective
and photographs

Components of SWC History

It has always been about Chapter Members

Leadership and Vision

Chapter

National

All clinical backgrounds and interests

Radiochemicals and Clinical Applications

Equipment and Devices

Vincent Vermooten (L), Jack Maxfield (R)

2nd Chapter President

Definitely !Texans

Strong leaders and founders of SWC and ACNM.

Urologist and Radiologist who believed in Nuclear Medicine.

Dr. William Maxfield frequently brings examples of his clinical work to Chapter Meetings.

APPLICATION FOR CHARTER

FOR

THE SOUTHWESTERN SOCIETY OF NUCLEAR MEDICINE

STATE OF TEXAS

COUNTY OF DALLAS

of the Secretary of State
This 19 day of April 1956
Chief Charter Division

KNOW ALL MEN BY THESE PRESENTS:

THAT WE, Dr. Jack G. S. Maxfield, Dr. J. R. Maxfield, Jr., and Dr. Vincent Vermooten, all of whom are citizens of

WITNESS THE SIGNATURES of the above named incorporators, this 14 day of April, 1956.

Vincent Vermooten

J. R. Maxfield Jr. M.D.

Jack G. S. Maxfield M.D.

BYLAWS OF
THE SOUTHWESTERN CHAPTER OF THE SOCIETY OF NUCLEAR MEDICINE AND MOLECULAR IMAGING, INC.

ARTICLE III
OBJECTIVES

The objectives of the Chapter shall be:
(1) to establish and maintain an organization of physicians, scientists and technologists and other allied health professionals, who are members in good standing of the Society of Nuclear Medicine, and who share a common interest in the scientific and clinical disciplines concerned with the diagnostic, therapeutic and investigational uses of radionuclides;

(2) to foster meetings of the organization for the purpose of communicating and discussing knowledge of nuclear phenomena as they apply to the better understanding and control of disease;

(3) to disseminate information concerning nuclear medicine by sponsoring scientific and professional publications, meetings and conferences;

(4) to strive to better the welfare of mankind by maintaining and advancing the highest possible standards of education, research and practice of nuclear medicine.

(5) to address in a timely manner socioeconomic issues and government relations that may significantly affect the quality of education, research, and clinical practice of nuclear medicine.

Dr. Herbert Allen with President Reagan

3rd SWC President

Classic Southerner and Politician!

Dedicated Nuclear Medicine Physician

Among many accomplishments, he did extensive work in public dose resulting from patients immediately released following 131I therapy for thyroid cancer (greater than 30 mCi)

In my mind, he is a major contributor to regulation permitting immediate release of these patients

John U. Hidalgo, M.S.
5th Chapter President

President SNM 1964

Can't swear to it but seemed Cajun!

First physicist to be president of SWC and a physicist he is. I had the privilege of many one on one conversation with John. Very enjoyable and very educational.

Two highlights of my experience with him included:

a. How to do off peak images and how to interpret them.
b. I^{131} decay results in-part in production of Xe^{131m} which decays with a 363 keV gamma. He was convinced that this was the radiation that regulators thought was I^{131} as a gas.

Thomas P. Haynie, M.D.

Thomas P. Haynie, MD

13th president of the SW Chapter
Editor Journal of Nuclear Medicine

My first recollection of Dr. Haynie
- Paper given at SWC meeting in New Orleans in 1966(?) on the topic of rectilinear liver Scanning with 198Au and need for multiple views.

Powerful leader, instrumental in forming Technologist Section. He genuinely understood the value that Technologists bring to Nuclear Medicine and the Chapter.

In my last conversation with Dr. Haynie, he looked me square in the eye telling me to never retire!

Thomas P. Haynie, M.D.

interviewed in 2004 by Dr. Paul Murphy

DR. MURPHY: What do you believe is the future direction of nuclear medicine?

DR. HAYNIE: Well, that's a tough question. Of course right now it looks like that the integration of nuclear medicine with the other imaging modalities is bringing the field much closer to radiology than we had before, and it seems that there's going to be a question raised whether nuclear medicine can actually be practiced apart from radiology.

September 2004

©SWC-SNM

Paul Murphy, Ph.D., Medical Physicist



President of SWC
President SNM 1992

Adopted Texas but never lost his Boston Accent!

Nominated as on of the candidates for President of SNM without opposition and elected President-Elect SNM 1991

Greatly strengthened ABSNM by Promoting its Examinations for Licensure within the states.

Great friend to many and great physicist.

Vernon Joe Ficken, Ph.D., Medical Physicist
First President of the SWCSNM Technologist Section (term ending1973)
President of SWCSNM 1991

Okie – you bet!
New Mexico became part of SWC 1991

Age

Ralph Blumhardt, M.D.

Ralph Blumhardt, MD
President SWC-SNM 92-93

Texan but Army first!

Outstanding physician leader and just about the kindest man I've had the pleasure of knowing.

Board Certifications

Diagnostic Radiology, 1978
Nuclear Medicine, 1972
Internal Medicine, 1969

One of the papers Dr. Blumhardt gave at an SWC meeting dealt with using a rotating chair as the patient support for doing Nuclear Cardiology SPECT. It seemed to me he though it was sort of a kluge idea. Now we have the rotating chair with Digirad, major contender in Nuclear Cardiology SPECT.

Shirley Ledbetter, CNMT

SWC Technologist President 75-76

Shreveport gal with enormous energy.

It just seemed she would tackle and succeed with any project.

Chief Technologist of Nuclear Medicine Wadsworth VA, Shreveport, LA. The Nuclear Medicine Technologist training program that she directed was excellent.

Her students are known all over the country.

Arthur J. Hall – Chapter and National President



5th Chapter President 76-77

Can't argue that he is Texas!

Has served in SWC and Nationally in man capacities with honesty and Integrity, always keeping the interests of technologists first and foremost.

It is no wonder that he is called Mr. Nuclear Medicine. He deserves this title because of his leadership, technologist skills and the kindness he always shows to his fellowman.

Thank you Art for all your work for Nuclear Medicine!

SWC Technologist Section members serving in elected national positions

Little Rock Meeting in the 90's

From Left:
Art Hall, David Campbell and Brad Pounds

Art describes this photo as:
The beginnings of the Southwest Chapter Political Machine!

Terrie Boyce, B.S., NMTCB

SWC-TS Pres 1980 - 1981
National President 1990's

I mostly remember Terrie when she was a student: smart, kind, soft spoken.

A leader she became.

When she worked at Methodist Hospital Nuclear Cardiology.

She was a person I often called on for technical advice. She was so capable and very helpful.

Martha Pickett, MS

President SWC-TS 81-82
President SNM-TS National

Martha Pickett, director of the nuclear medicine imaging sciences at Univ Arkansas

Graduated many Nuclear Medicine Technologists from that program.

Received a President's Award from SNMTS for her work in developing Masters Level program for technologists.

Components of SWC History

It has always been about Chapter Members

Leadership and Vision

Chapter

National

All clinical backgrounds and interests

Radiochemicals and Clinical Applications

Equipment and Devices

SW Chapter Members Who became President of the SNMMI*

	Year	Order Served
Henry H. Turner, MD*	1959-1960	7th
James R Maxfield, Jr., MD	1962-1963	10th
John U. Hidalgo, MD*	1964-1965	12th
John A. Burdine, MD*	1982-1983	30th
Paul H. Murphy, PhD	1992-1993	40th
Michael D. Devous, Sr., PhD	1996-1997	44th
Robert W. Atcher, PhD, MBA	2008-2009	56th
*of 62 served, SWC has been well represented nationally		

SWC Technologist Serving National Positions

special consultation with Art Hall

Margaret P. Reyes(Ft. Worth)	– SNMTS Secretary early 80's - First SWCTS to serve at National Level
Art Hall (Houston)	- President SNMTS 1988-1990 - Served two years due to death of Paul Cole just days after he assumed the office
Brad Pounds (Houston)	- President of the SNMTS 1991
Martha Pickett (Little Rock)	- Elected President SNMTS 1996
Paul Hanson (Dallas)	- Elected President SNMTS 2003 from Missouri Valley but relocated SWC as Pres. Elect
Theresa Boyce (Houston)	- Elected President SNMTS ?year (May be Texan but OU Claims her!)
David Campbell (Dallas)	- Elected SNMTS Finance Committee 2011-2014

Components of SWC History

It has always been about Chapter Members
- Leadership and Vision
- All clinical backgrounds and interests
  - Chapter
  - National

Radiochemicals and Clinical Applications
Equipment and Devices

Chapter and National Meeting attendance-
- an indicator of strength our field

Developments that Changed Nuclear Medicine

Rectilinear Scanner
131I Thyroid Scan
198Au Colloid
203Hg Chlormerodrin
99mTc Generator TcO^{4-}
99mTc Heptasulfide
Anger Gamma Camera
Radioimmunoassay
Computers in NM
99mTc Pyrophosphate

99mTc Disofenin
Computed Tomography
Nuclear Pharmacy
201Tl Chloride
99mTc Sestamibi
SPECT
Nuclear Cardiology Lab
Fluorescent Immunoassay
MRI
PET-CT

*Therapy omitted but not forgotten

Radioimmunoassay

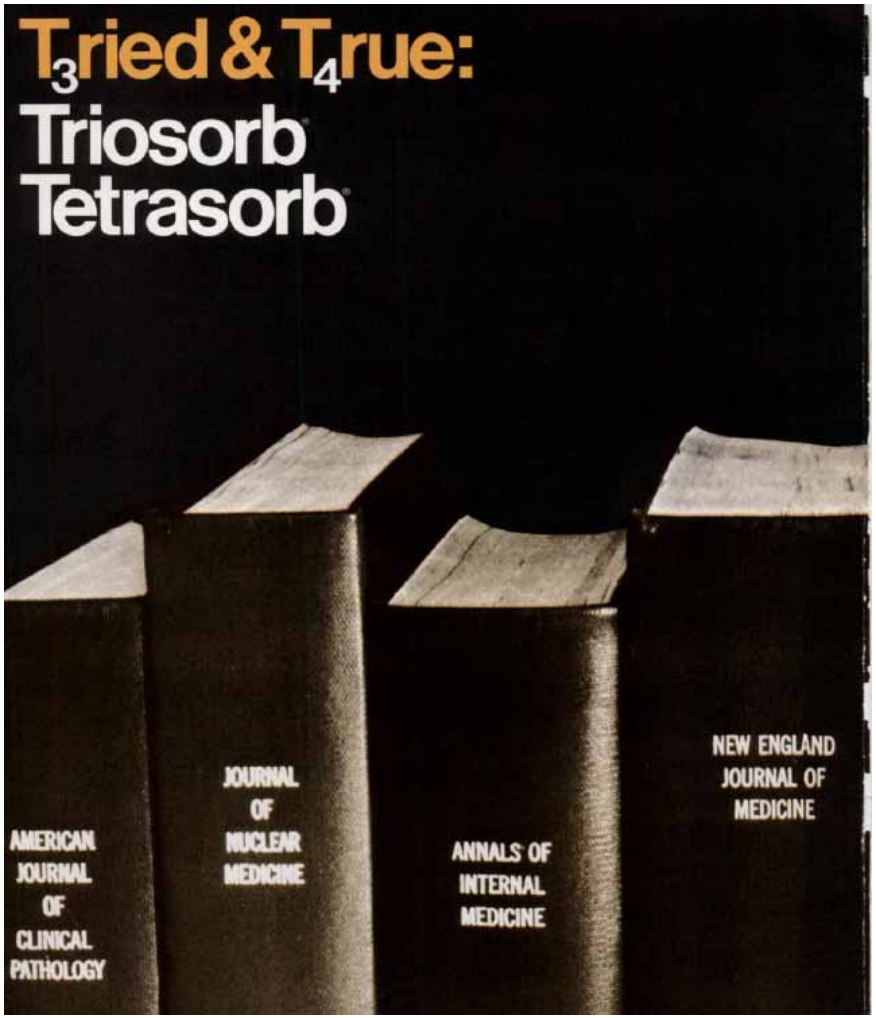

Linda Monroe, Ph.D.
Lynn Witherspoon, M.D.

Both specialized in Radioimmunoassay and subsequently Fluorescent immunoassay as part of their nuclear medicine interests.

T3 and T4 tests using resin sponge as a separation method between bound and free ligand.

The title of the Journals speak to domain issues with this modality and to the broader domain issue of nuclear medicine.

Early 99mTc Generator similar to Nuclear Consultants Technekow

1. Sterile saline delivered via syringe
2. Eluate collected into sterile syringe with attached 0.2 micron Millipore filter
3. Eluate drawn into shielded sterile vial
4. Plastic caps replaced top and bottom of generator.

Lauritsen's Electroscope

The Dose Calibrator before there was one!

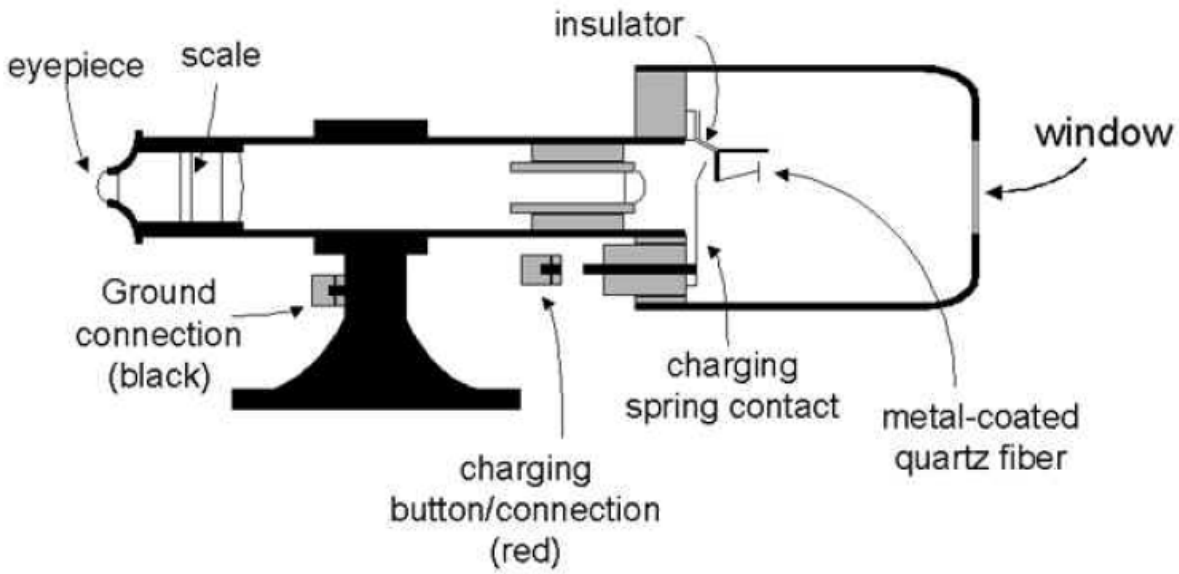

The electroscope was typically calibrated with a radium source - its sensitivity might be expressed as so many (e.g., 3) divisions/minute at 1 meter from a 1 mCi source (ca. 0.85 mR/hr).

Donated by Robley Evans

Copyright 1999, Oak Ridge Associated Universities

Nuclear-Chicago Mediac Dose Calibrator

This one recently sold on auction for $55

Nuclear Chicago Rectilinear Scanner - 3 inch crystal

5 inch crystals had better efficiency but focal length and resolution vs. efficiency were always part of the debate between manufacturers.

Rectilinear Scanner
5 inch crystal models

Picker

Raytheon

General Electric Gamma Camera

Components of SWC History

It has always been about Chapter Members
- Leadership and Vision
- All clinical backgrounds and interests
  - Chapter
  - National

Radiochemicals and Clinical Applications
Equipment and Devices

→ Chapter and National Meeting attendance-
an indicator of strength our field

SNMMI National Attendance
Physician, Scientist and Technologist

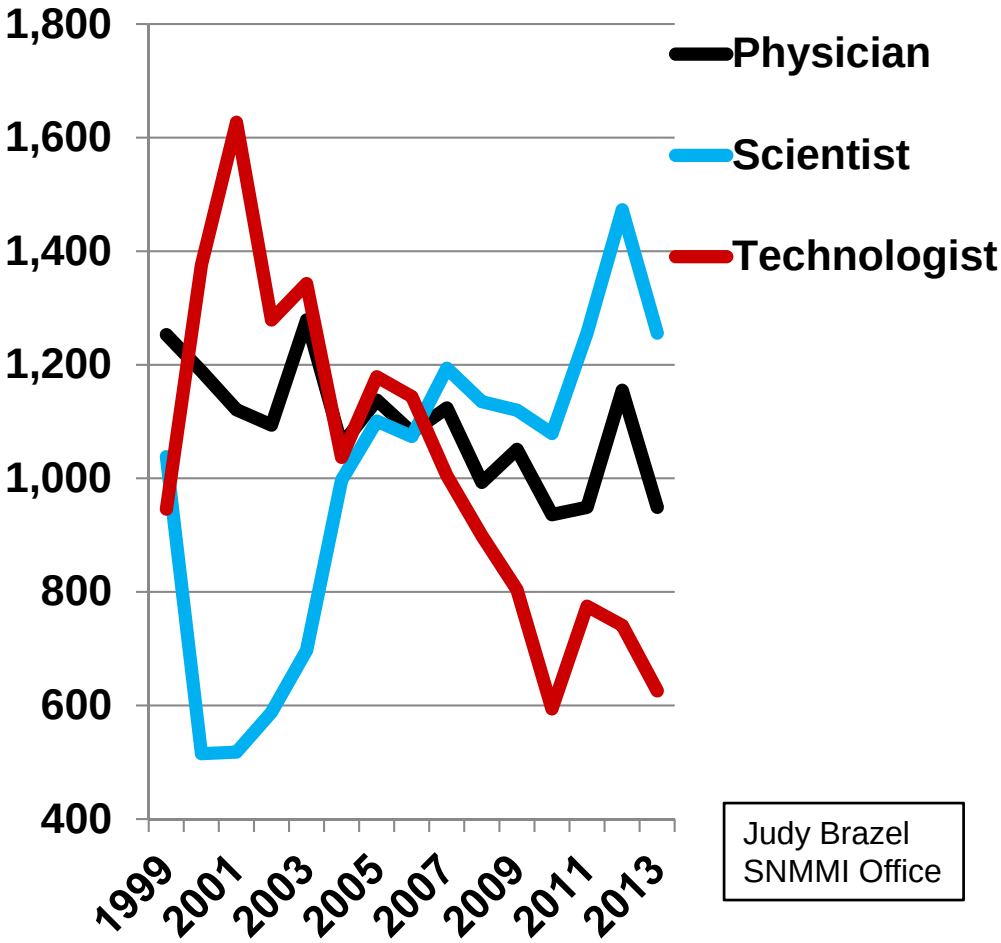

Physician Issues:

1. Field changing toward Radiologists responsible for Nuclear Medicine.
2. Technology advances result in credentialing changes.
3. Increasing in centralized services with decreasing number of imaging physicians employed.

SNMMI National Attendance
Physician, Scientist and Technologist

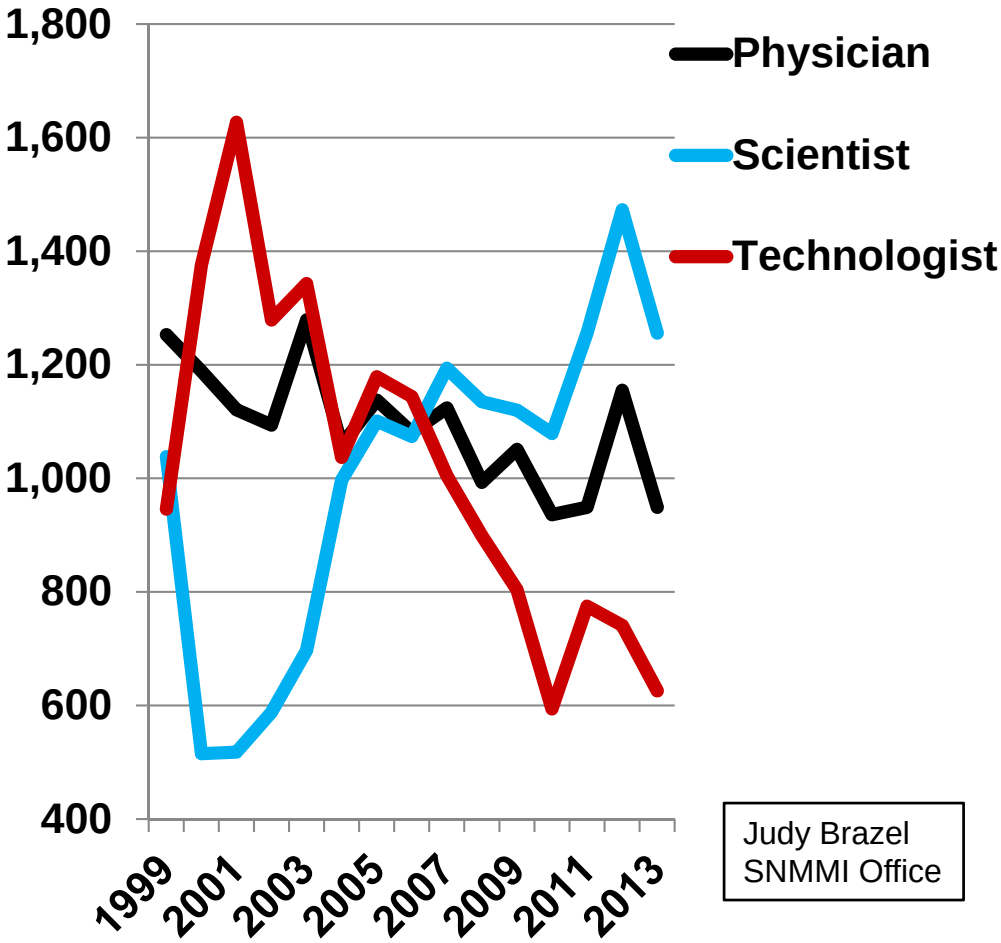

Technologist Issues:

1. Expensive venues
2. Not reimbursed for travel
3. Local & on line education
4. Integrated Departments require varied training
5. Centralized labs decreased but may now be increasing and with fewer employees.
6. Fewer single certified NMT's attending meetings

Chapter Annual Meeting Attendance

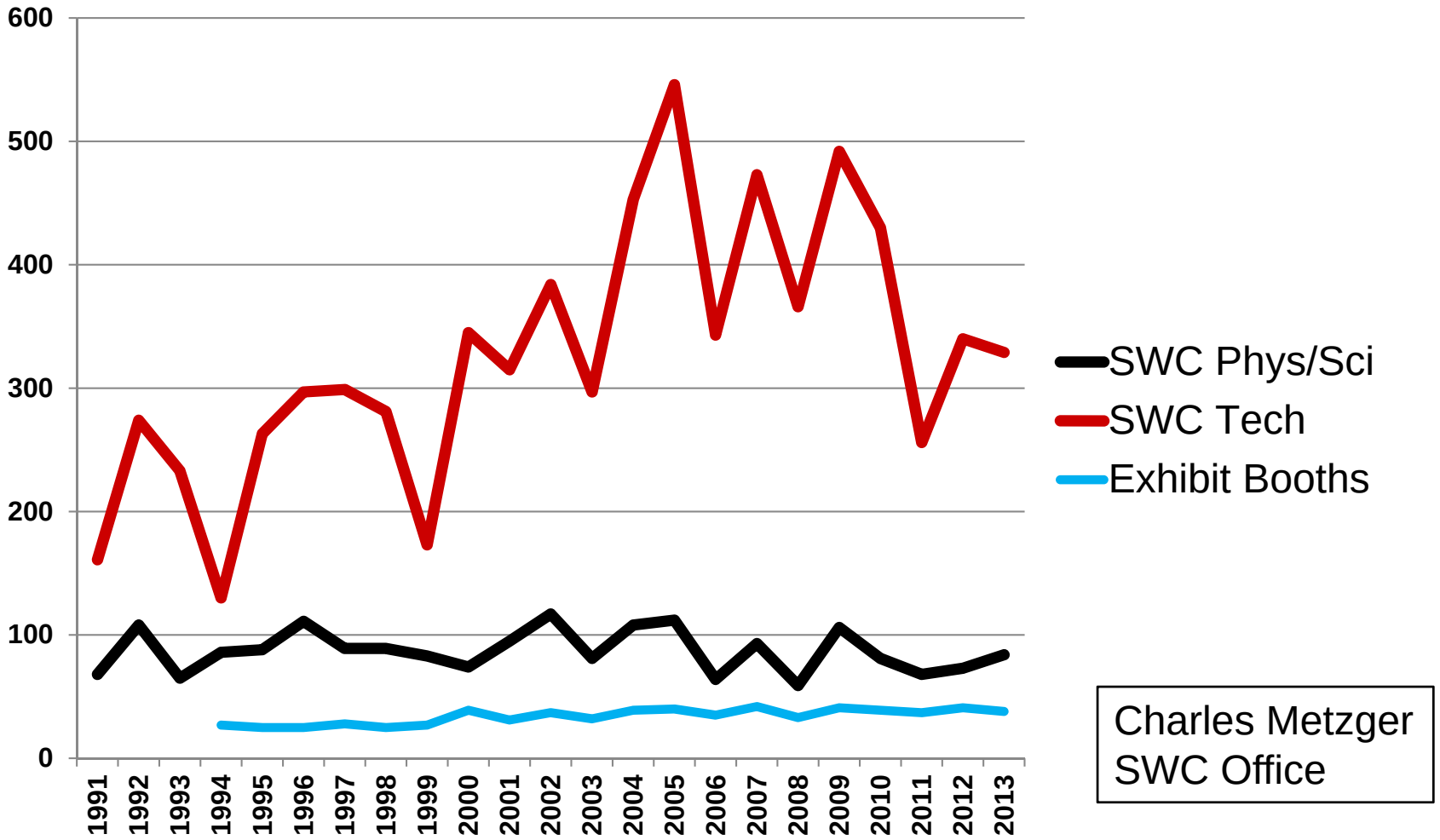

Charles Metzger
SWC Office

In Summary: How our history has shaped us

Our Chapter began with Internists, Endocrinologists, Technologists, Radiologists, Hematologists, Oncologists, Physicists and Chemists interested in the idea of radiotracer applications in medicine.

They measured tracer location *in vivo* with external probes and *in vitro* from specimens in well counters. Scientific and Societal organizations developed and our Chapter formed with our members as major contributors to the field.

The fascination grew and along the way, our leaders developed great clinical applications. We imaged distribution of radionuclides as ions and molecules.

In Summary: How our history has shaped us (continued)

The concept remained but with advances came need to more precisely locate and quantify tracer in the body. Three dimensional localization became a reality with Radiologists and Cardiologists playing a more prominent role and their scientific organizations began to offer education and training.

Even so, the folks with the varied backgrounds that made us great will always make us great. This organization must always seek their participation because it will enhance the field and benefit the health of our nation. This is our challenge.

Henry H. Turner, M.D. (1892-1970)

First Southwest Chapter President 1956

Endocrinologist, teacher, a community leader, and a political strategist

Dr. Turner's 1941 OSMA Presidential Address concluding remarks (exerts)

“ It is more important now than ever before that physicians participate in public activities and cooperate in the promotion of projects, which seem to have community value…

It is imperative that we demand from all legislators -senators and congressmen-our local representatives-their views on health legislation....

Let each and every one of us assume the responsibility of preserving the independence of American medicine."

As Schaefer and Riley noted in their tribute to Dr. Turner “the more things change, the more they stay the same.” From (SWC-SNMMI.ORG) (The Endocrinologist, V14,#4, Aug 2004),